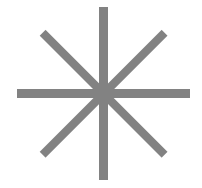





# Share Anywhere Free Pattern

## Genderfluid Heart Crochet Pattern



Find more patterns at:


[RandomActsOfCrochetKindness.com](https://RandomActsOfCrochetKindness.com)



Share Anywhere Free Patterns are .jpg or .png files designed to be shared by anyone on any social media platform 'as is'. | Do not alter patterns. | Do not claim they are your patterns. | By sharing these patterns, you are helping promote the designer's website/social media profile that is shown on the Share Anywhere Free Pattern - and by doing so, you encourage the designer to create more free patterns. | You should not share patterns that do not explicitly read "Share Anywhere." | Thanks for sharing!

AI

# Share Anywhere Free Pattern Genderfluid Heart Crochet Pattern



## Abbreviations

### Crochet Shorthand:

mc = magic circle

ch = chain

sc = single crochet

hdc = half double crochet

dc = double crochet

sl st = slip stitch

st = stitch

blo = back loop only

flo = front loop only

bobble(5 loop) = a 5 loop bobble

sk = skip

fo = fasten off

inc = increase (2 stitches in the same space)

dec = decrease (crochet 2 stitched together)

( ) x = repeat

[ ] = multiple stitches in one space



Find more patterns at:

[RandomActsOfCrochetKindness.com](https://RandomActsOfCrochetKindness.com)

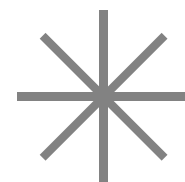


Share Anywhere Free Patterns are .jpg or .png files designed to be shared by anyone on any social media platform 'as is'. | Do not alter patterns. | Do not claim they are your patterns. | By sharing these patterns, you are helping promote the designer's website/social media profile that is shown on the Share Anywhere Free Pattern - and by doing so, you encourage the designer to create more free patterns. | You should not share patterns that do not explicitly read "Share Anywhere." | Thanks for sharing!



# Share Anywhere Free Pattern

## Genderfluid Heart Crochet Pattern



### How to Read Crochet

#### WARNING:

Pattern may contain: cuss words, foul language and questionable references.

**dec** means: you can use any kind of decrease you feel comfortable with. Visible, Invisible, Partially visible, Naked. Whatever!

**mc** means: Magic Circle, Magic Ring, Magic Loop, Ch 2 method or Ch 4 and make a ring. I don't care which you use. Just make a hole and commit to it.

If several stitches are in the flo of one round, you'll use the blo of those same stitches in the next round.

#### NOTE:

Little known crochet shorthand fact.

**sc 3** means make a single crochet in the next 3 spaces.

**3 sc** means 3 single crochet in the Same Space.

**inc x 3** means inc in the next 3 spaces.

Make a mental note, this will come up. Maybe not in this pattern, but it will come up (:

**NOTE:** Not all new pattern designers know this little crochet fact.


**This:** (sc 3, inc) x2, sc 2, dec x2, 3 sc. dc 2

**Means:** sc, sc, sc, inc, sc, sc, sc, inc, sc, sc, dec, dec, sc sc sc, dc, dc  
same space



Find more patterns at:

[RandomActsOfCrochetKindness.com](https://RandomActsOfCrochetKindness.com)




Share Anywhere Free Patterns are .jpg or .png files designed to be shared by anyone on any social media platform 'as is'. | Do not alter patterns. | Do not claim they are your patterns. | By sharing these patterns, you are helping promote the designer's website/social media profile that is shown on the Share Anywhere Free Pattern - and by doing so, you encourage the designer to create more free patterns. | You should not share patterns that do not explicitly read "Share Anywhere." | Thanks for sharing!



# Share Anywhere Free Pattern

## Genderfluid Heart Crochet Pattern



**GO BACK TO PAGE 3 AND READ THE DIRECTIONS.**

**Yarn:** cheap arse fluffy stuff I got off Amazon in wee little skeins or at the local bargain for a buck.

**Hook:** Usually one size smaller than the yarn you purchased.

**Pattern:**

**pink** | white | **purple** | **black** | **blue**

Tops, make 2

- |   |     |
|---|-----|
| 1. 6 sc in mc                               | 16  |
| 2. inc x6                                   | 112 |
| 3. (sc, inc) x6                             | 118 |
| 4. sc 18                                    | 118 |
| Place back to back, sc 3 stitches together. |     |
| 5. sc 30                                    | 130 |
| 6. sc 30                                    | 130 |
| 7. (sc 3, dec) x6                           | 124 |
| 8. sc 24                                    | 124 |
| 9. (sc 2, dec) x6                           | 118 |
| 10. sc 18                                   | 118 |
| 11. (sc, dec) x6                            | 112 |
| 12. (dec) x6                                | 16  |



**Did you read the directions on page 3?**



Find more patterns at:

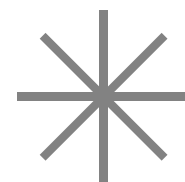
[RandomActsOfCrochetKindness.com](https://RandomActsOfCrochetKindness.com)





# Share Anywhere Free Pattern

## Genderfluid Heart Crochet Pattern




**THANK  
YOU**



*Find more patterns at:*

**RandomActsOfCrochetKindness.com**



Share Anywhere Free Patterns are .jpg or .png files designed to be shared by anyone on any social media platform 'as is'. | Do not alter patterns. | Do not claim they are your patterns. | By sharing these patterns, you are helping promote the designer's website/social media profile that is shown on the Share Anywhere Free Pattern - and by doing so, you encourage the designer to create more free patterns. | You should not share patterns that do not explicitly read "Share Anywhere." | Thanks for sharing!